PL



Zarysowana powierzchnia

Potrzebne:

- 23°C / 73°F
- łopatka do mieszania
- pędzel
- pomieszczenie zamknięte, niska wilgoć
- papier ścierny*
- pasta polerska* (opcjonalnie)
- rozpuszczalnik nitro

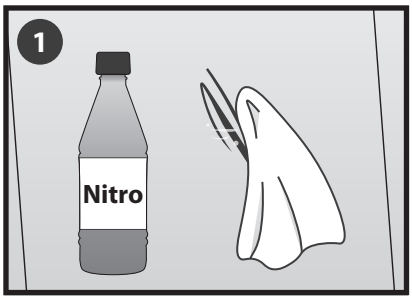

Odtłuścić rozpuszczalnikiem

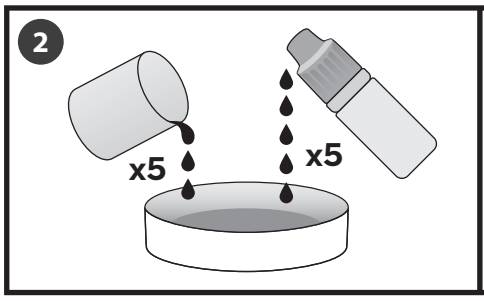

Proporcje:
Utwardzacz: 3-4%

Farba i utwardzacz

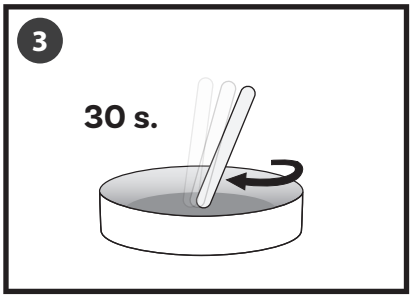

Mieszać 30 sekund

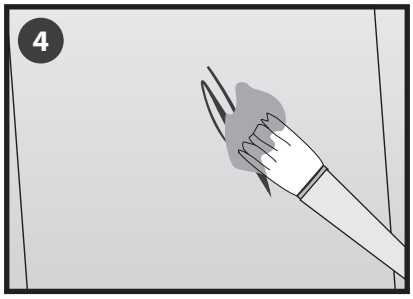

Zamalować rysy

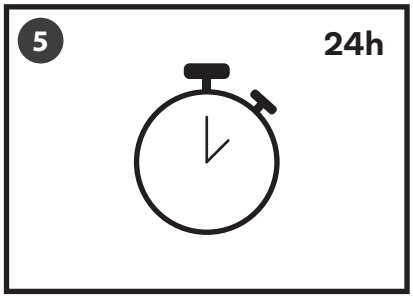

Odczekać 24 godziny

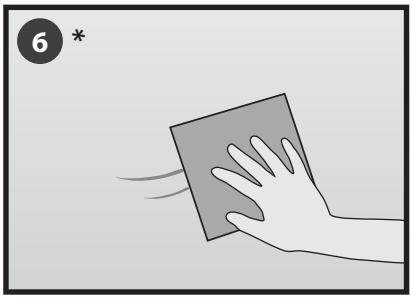

Papier ścierny

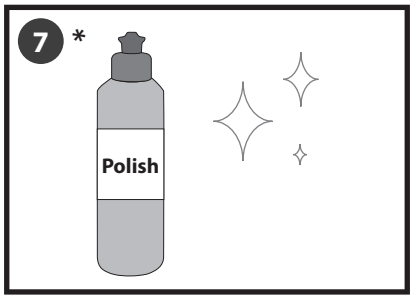

Pasta polerska (opcjonalnie)

ENG



Scratched surface

Potrzebne:

- 23°C / 73°F
- mixing spatula
- brush
- indoors, low humidity
- sandpaper*
- polishing paste* (optional)
- nitro

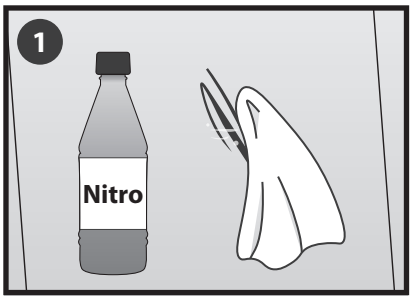

Clean with nitro

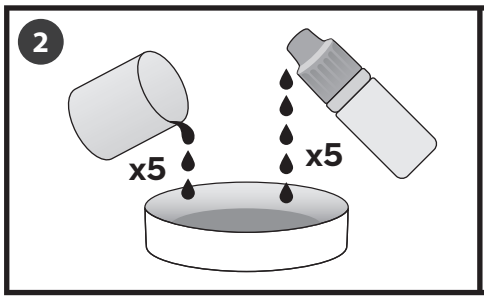

Proportions:
Hardener: 3-4%

Paint and hardener

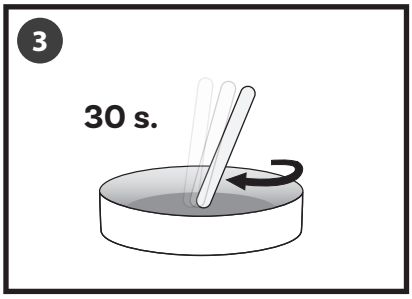

Mix for 30 seconds

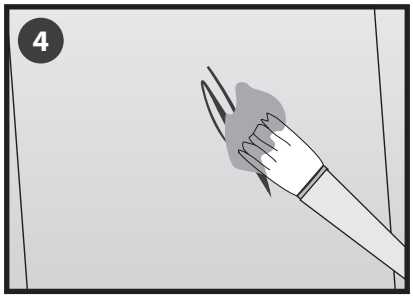

Paint over the scratches

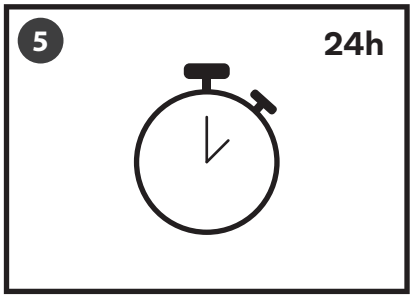

Wait 24 hours



Use sandpaper

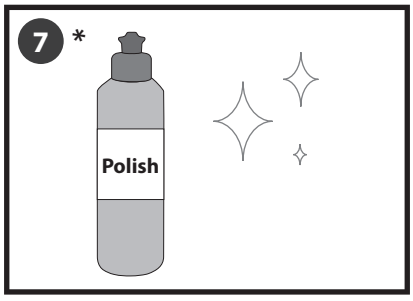

Polishing paste (optional)

DE



Angerauhte Oberfläche

Potrzebne:

- 23°C / 73°F
- Rührspatel
- Pinsel
- niedrige Luftfeuchtigkeit
- Schleifpapier*
- Polierpaste* (optional)
- Nitroverdünner

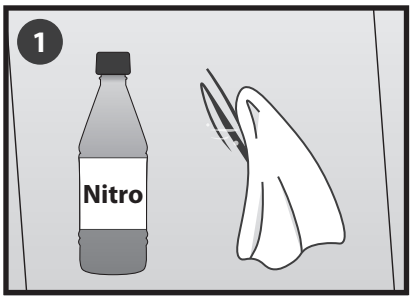

Mit Verdünner entfetten

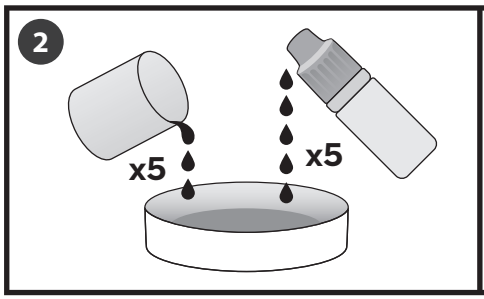

Mischverhältnis:
Härter: 3-4%

Farbe und Härter

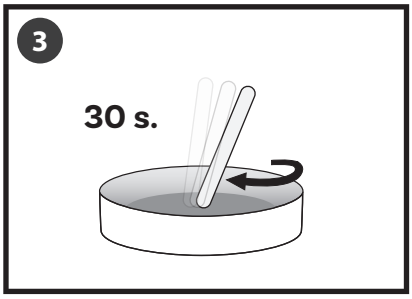

30 Sekunden mischen

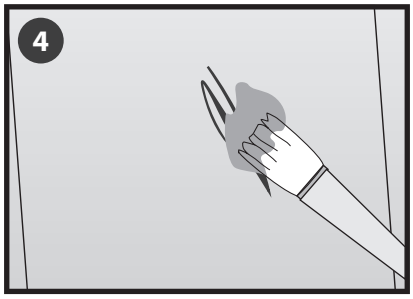

Kratzer übermalen

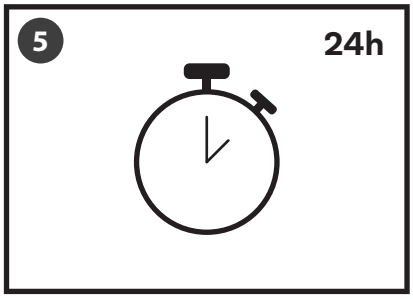

24 Stunden warten



Schleifpapier

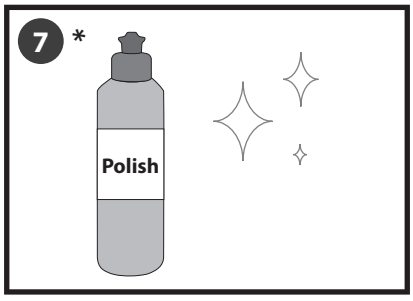

Polierpaste (optional)

FR



Surface rayée

Potrzebne:

- 23˚C / 73˚F
- Spatule de mélange
- Pinceau
- Pièce fermée, faible humidité
- Papier abrasif*
- Pâte à polir* (optionnel)
- Diluant nitro

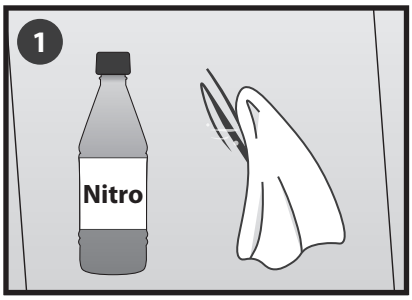

Dégraisser avec un diluant

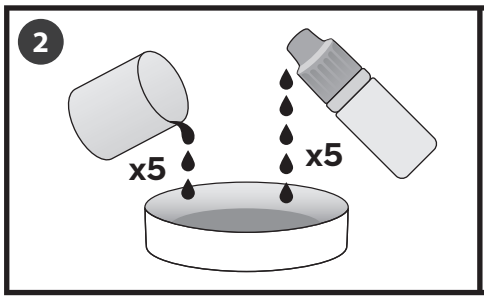

Peinture et durcisseur

Proportions:
Durcisseur: 3-4%

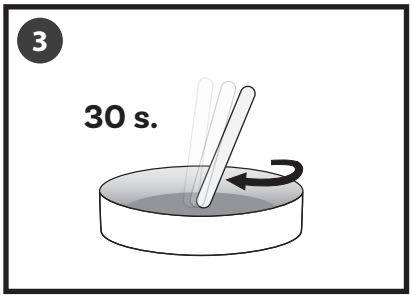

Mélanger pendant 30 secondes

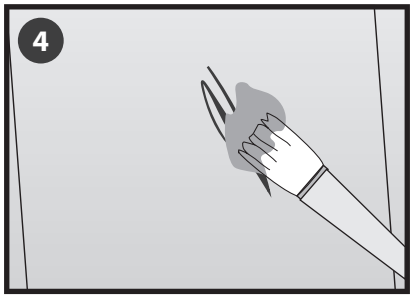

Recouvrir les rayures

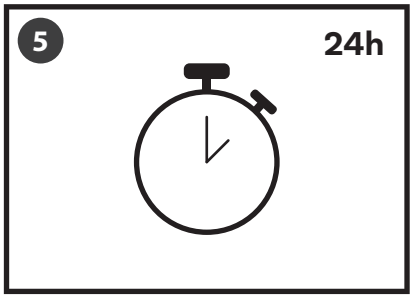

Attendre 24 heures



Papier abrasif

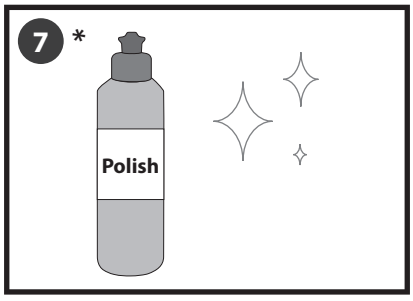

Pâte à polir (optionnel)

SPA



Superficie rayada

Potrzebne:

- 23°C / 73°F
- Espátula para mezclar
- Pincel
- Espacio cerrado, baja humedad
- Lija*
- Pasta para pulir* (opcional)
- Disolvente nitro

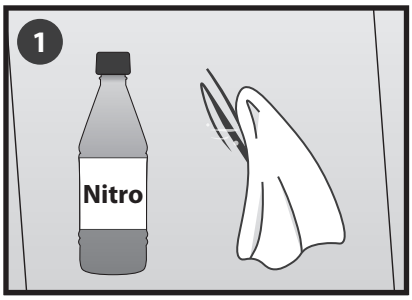

Desengrasar con disolvente

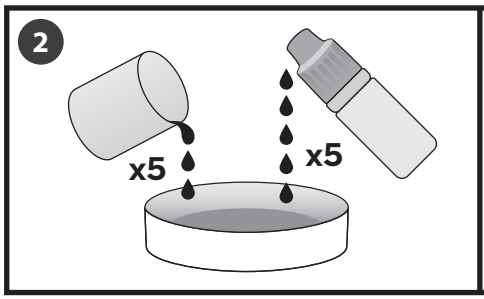

Proporciones:
Endurecedor: 3-4%

Pintura y endurecedor

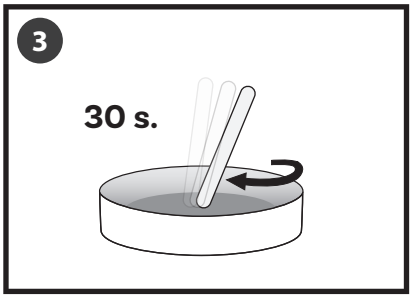

Mezclar durante 30 segundos

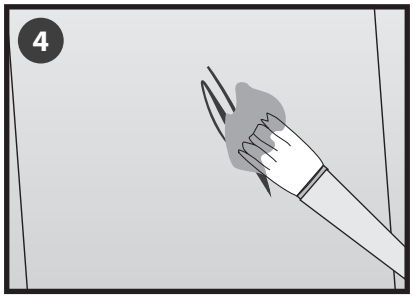

Cubrir los arañazos

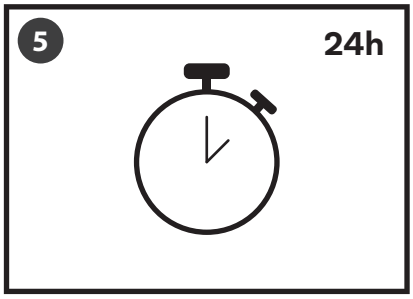

Esperar 24 horas



Lija

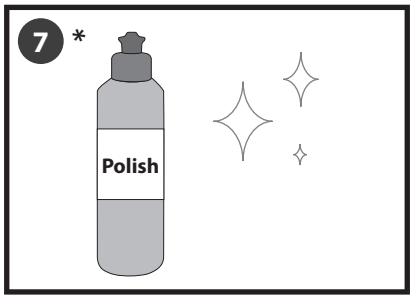

Pasta para pulir (opcional)